

**Agenda Item IX  
2012-13 Grant Awards  
“Preservation of Ranches and  
Agricultural Lands”**

Presented by:  
Theresa Parsley

# FY 2012-13 Grant Program

## Focus on Preservation of Ranches and Agricultural Lands

### ✓ Category 1 Grants

- Site Improvement/Restoration or Conservation Easement Acquisition
- Funding Level: \$5,000 to \$350,000

### ✓ Category 2 Grants

- Pre-project activities for an eligible Category One project
- Funding Level: up to \$75,000

# CEQA/Eligibility Review

## Outcome of CEQA/Eligibility Review:

### ✓ Full Applications Submitted

- Ranches and Ag Lands \$11 million (62)
- *Healthy Forests* \$17 million (121)

### ✓ Total Projects Disqualified

- Ranches and Ag Lands \$509k (5) **8%**
- *Healthy Forests* \$5 million (26) **21.4%**

### ✓ Category I Projects Disqualified (CEQA)

- Ranches and Ag Lands 2 of 62 **3%**
- *Healthy Forests* 25 of 78 **32%**

# Evaluations - Process

## ❑ Evaluation of Full Applications

- ✓ Technical Evaluation – up to 55 points
- ✓ SNC Internal Evaluation – up to 45 points
- ✓ Environmental Document(s) Review

## ❑ Technical Team Scores Final

- ✓ Evaluators asked to review “outlier” scores
- ✓ Adjusted own scores per their assessment
- ✓ Performed site visits

## ❑ Internal Scores Preliminary

- ✓ Considered Organizational Capacity
- ✓ Considered Geographic Distribution

# Evaluators

## ❑ Wide Range of Technical Team Expertise - Preservation of Ranches and Ag Land:

- 16 evaluators
- Farming/Ranching, Watershed Management, Biology, Hydrology, Planning/Zoning, Conservation Easements
- UC Extension, Fish and Wildlife, CALFIRE, Resource Conservation Districts, Regional Council of Rural Counties

## ❑ Internal Team

- 6 evaluators
- SNC Managers and Project Leads



# Recommendations

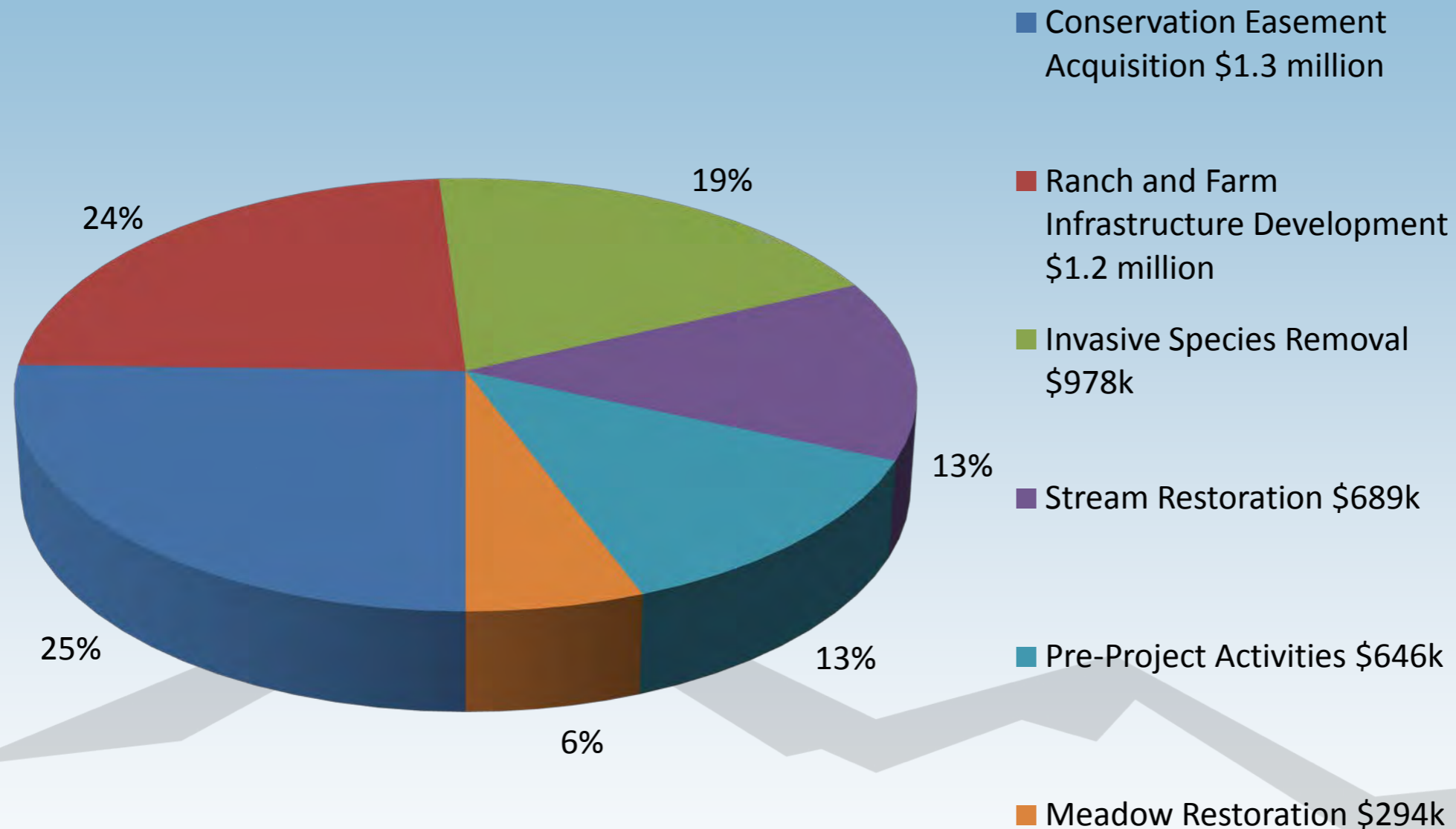
## Staff Recommendations – Ranches & Ag Lands:

29 Projects - \$5,155,865.00 scored from 92.5 to 77.9

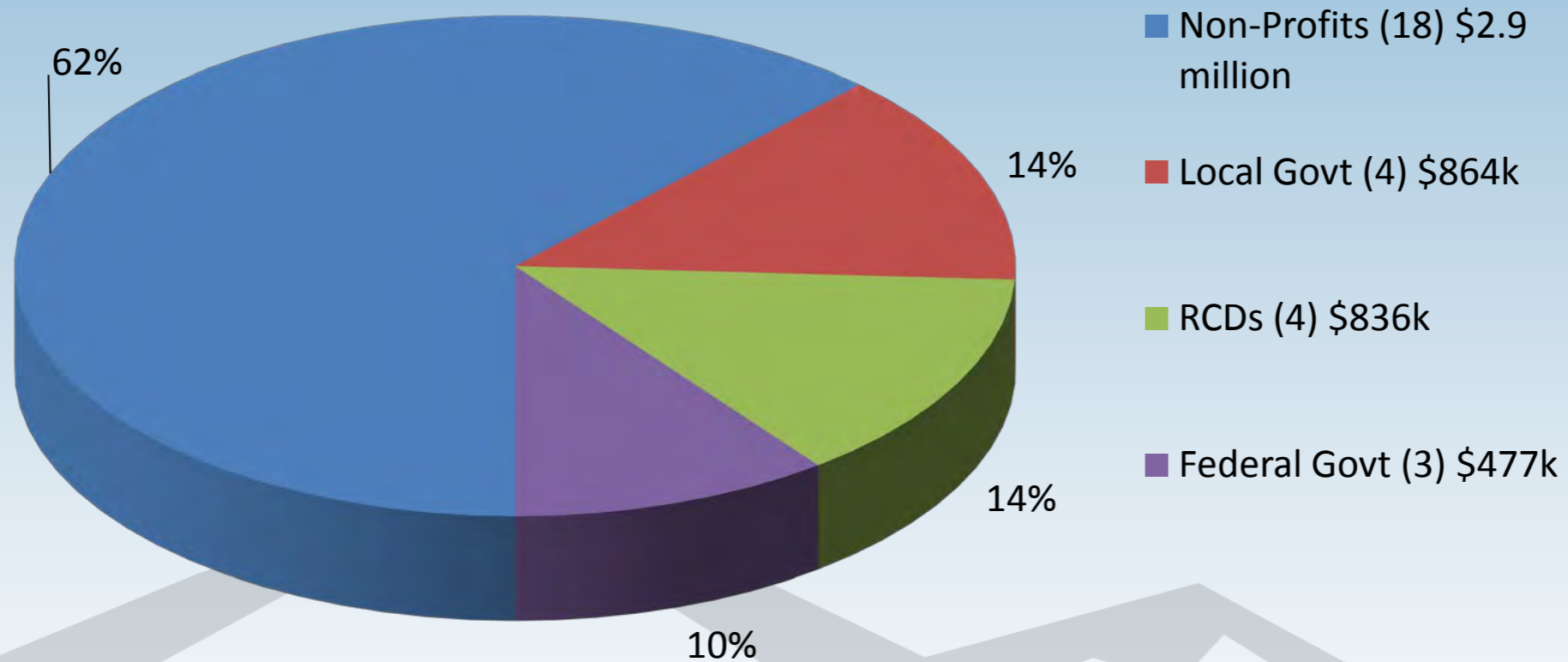
- **Ranch and Farm Infrastructure Development**  
5 – \$1,217,591
- **Conservation Easement Acquisitions**  
5 – \$1,329,811
- **Invasive Species Removal**  
4 – \$978,019
- **Stream Restoration**  
3 – \$689,002
- **Meadow Restoration**  
1 – \$294,817
- **Pre-Project Activities (Cat 2)**  
11 – \$646,625

# Recommendations

## By Project Type (\$ recommended)

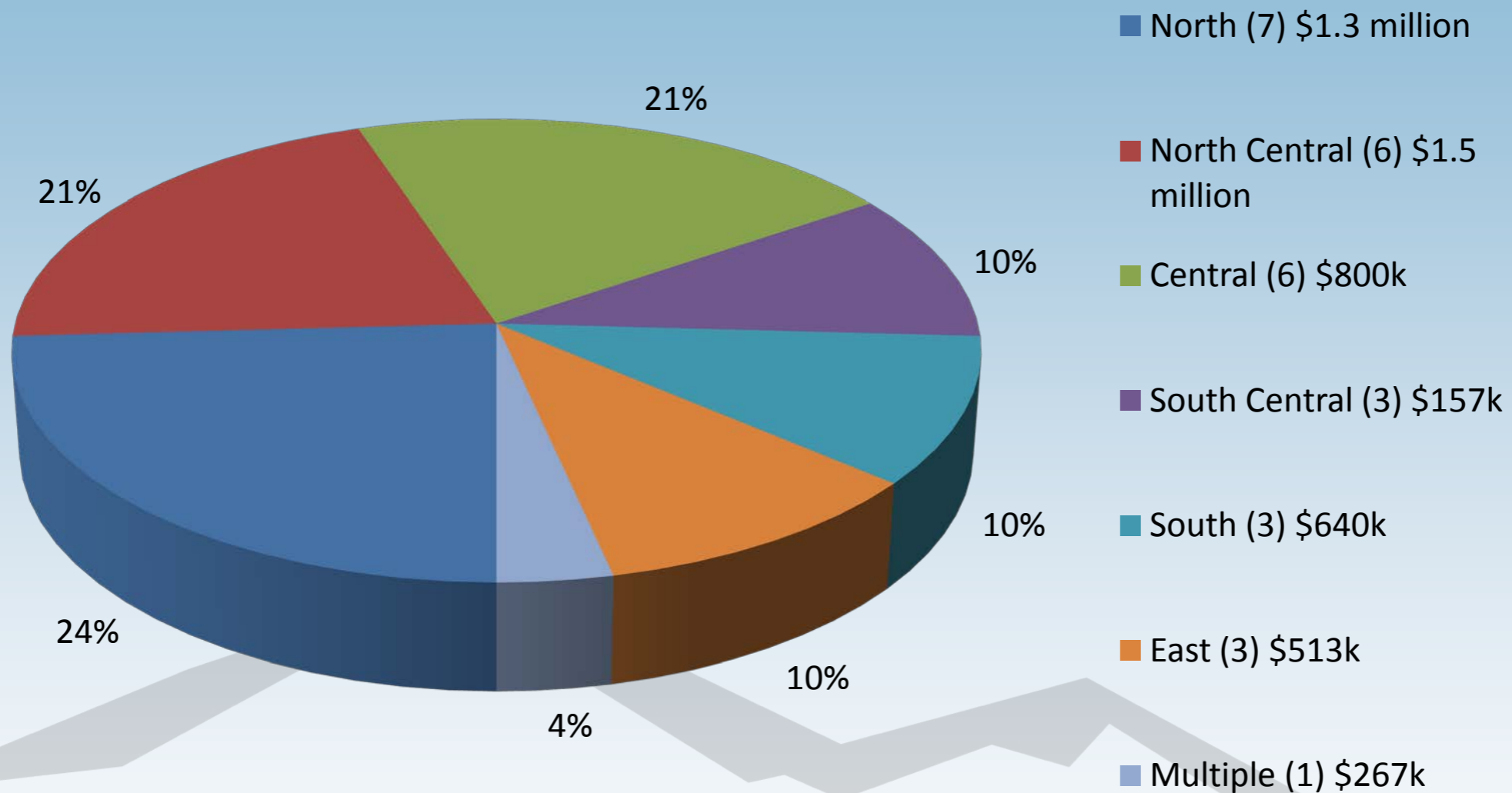


# Recommendations By Project Applicant





# Recommendations By Subregion



# Recommendations

## Staff Recommendations – Ranches & Ag Lands:

- ✓ Board adopt CEQA findings and authorize the EO to take CEQA related actions presented in Agenda Item IX
- ✓ Board to approve 29 recommended projects at \$5.16 million listed in Agenda Item IX, Exhibit A
- ✓ Board authorize staff to enter into agreements for the projects listed in Exhibit A

# Prop 84 Grants Wrap Up

## □ Prop 84 Awards to Date:

- ✓ 5 competitive grant rounds awarding nearly 300 projects
- ✓ \$52 million of funding throughout all six Subregions of the Sierra Nevada

	2007-08	2008-09	2009-10	2011-12	2012-13
Number of Projects	145	44	29	50	29
Amount Awarded	17 Million	12.8 Million	10 Million	7.0 Million	5.1 Million

- ✓ Remaining – \$2.3 million (returned funds)